




WHICH MACHINE IS RIGHT FOR YOU?

COMPARE OUR RANGE.



	<i>Foamstream</i> L12	<i>Foamstream</i> M600	<i>Foamstream</i> M1200
			
Flow Rate	3.2 gal./m	1.85 gal./m	3.2 gal./m
Foam Usage	0.63 gal./h	0.46 gal./h	0.63 gal./h
Fuel Source	Diesel and gasoline / propane	Diesel and propane / battery	Diesel
Battery Option	N	Y	Y
Additional Hose Length	+ 197 ft.	+ 98 ft.	+ 197 ft.
HMI Screen	N	Y	Y
FSS*	N	Y	Y
IoT Ready	N	Y	Y
Super High Pressure	Y	N	N
Rinse Mode*	Y	N	N
UTV Compatible	Y **	Y	N

Rinse Mode* - machine option to use water without foam

***FSS** - Foamstream Software System

What is Foamstream Software System?

Weedingtech's Proprietary Foamstream Software System: (Incorporated into the M600 & M1200)

- Automated Temperature at wand
- Level sensors for Foamstream diesel and water
- Automatic Safety Mode
- Low Engine Oil Level warning
- Service Notifications
- Boiler diagnostics
- Relay Diagnostics
- Flow Switch Diagnostics
- Pressure Switch Diagnostics

** L12 requires specialist UTVs.

