




WHICH MACHINE IS RIGHT FOR YOU?

COMPARE OUR RANGE.



	Foamstream <i>L12</i> 	Foamstream M600 	Foamstream M1200 
Flow Rate	12 l/m ~ 3.2 gal./m	7 l/m ~ 1.85 gal./m	12 l/m ~ 3.2 gal./m
Foam Usage	2.4 l/h ~ 0.63 gal./h	1.5 l/h ~ 0.4 gal./h	2.4 l/h ~ 0.63 gal./h
Fuel Source	Diesel and petrol (gasoline) / propane	Diesel and propane	Diesel
Battery Option	N	Y	Y
HMI Screen	N	Y	Y
FSS*	N	Y	Y
IoT Ready	N	Y	Y
Super High Pressure	Y	N	N
Rinse Mode*	Y	N	N
UTV Compatible	Y **	Y	N

Rinse Mode* - machine option to use water without foam

***FSS** - Foamstream Software System

What is Foamstream Software System?

Weedingtech's Proprietary Foamstream Software System: (Incorporated into the M600 & M1200)

- Automated Temperature at Lance
- Level sensors for Foamstream diesel and water
- Automatic Safety Mode
- Low Engine Oil Level warning
- Service Notifications
- Boiler diagnostics
- Relay Diagnostics
- Flow Switch Diagnostics
- Pressure Switch Diagnostics

** L12 requires specialist UTVs.



WHICH MACHINE IS RIGHT FOR YOU? COMPARE OUR RANGE

Foamstream
L12



Foamstream
M600



Foamstream
M1200



Flow Rate	12 l/m / 3.2 gal./m	7 l/m / 1.85 gal./m	12 l/m / 3.2 gal./m
Foam Usage	2.4l/h / 0.63gal./h	2.0l/h / 0.53gal./h	2.4l/h / 0.63gal./h
Fuel Source	Diesel and petrol (gasoline) / propane	Diesel and propane	Diesel
Battery Option	N	Y	Y
HMI Screen	N	Y	Y
FSS*	N	Y	Y
IoT Ready	N	Y	Y
Super High Pressure	Y	N	N
Rinse Mode*	Y	N	N
UTV Compatible	Y	Y	N

What is Foamstream Software System?

Weedingtech's Proprietary Foamstream Software System: (Incorporated into the M600 & M1200)

- + Automated Temperature at Wand
- + Level sensors for Foamstream diesel and water
- + Automatic Safety Mode
- + Low Engine Oil Level warning
- + Service Notifications
- + Boiler diagnostics
- + Relay Diagnostics
- + Flow Switch Diagnostics
- + Pressure Switch Diagnostics

Rinse Mode* - machine option to use water without foam

FSS* - Foamstream Software System